

## CD117 (C-kit) (ABT233) Mouse mAb

CatalogNo: YM4865

### Key Features

#### Host Species

- Mouse

#### Reactivity

- Human,

#### Applications

- IHC,WB,IF,ELISA

#### MW

- 120kD (Calculated)  
150kD (Observed)

#### Isotype

- IgG2b,Kappa

### Recommended Dilution Ratios

**IHC 1:200-1000**

**WB 1:500-2000**

**IF 1:100-500**

**ELISA 1:1000-5000**

### Storage

**Storage\*** -15°C to -25°C/1 year(Do not lower than -25°C)

**Formulation** PBS, 50% glycerol, 0.05% Proclin 300, 0.05%BSA

### Basic Information

**Clonality** Monoclonal

**Clone Number** ABT233

### Immunogen Information

**Immunogen** Synthesized peptide derived from human CD117 AA range: 300-400

**Specificity** The antibody can specifically recognize human CD117 protein.

---

## | Target Information

**Gene name** KIT SCFR

**Protein Name** C Kit;c-Kit;c-Kit Ligand;CD117;Kit;Kit Ligand;KIT oncogene;KIT proto oncogene receptor tyrosine kinase;KIT\_HUMAN;Mast cell growth factor receptor;Mast/stem cell growth factor receptor Kit;MGF;p145 c-kit;PBT;Piebald trait protein;Proto oncogene c Kit;Proto oncogene tyrosine protein kinase Kit;Proto-oncogene c-Kit;SCF Receptor;SCFR;soluble KIT variant 1;Steel Factor Receptor;Stem cell factor receptor;tyrosine protein kinase Kit;Tyrosine-protein kinase Kit;v kit Hardy Zuckerman 4 feline sarcoma viral oncogene homolog;v kit Hardy Zuckerman 4 feline sarcoma viral oncogene like protein;v-kit Hardy-Zuckerman 4 feline sarcoma viral oncogene homolog

Organism	Gene ID	UniProt ID
Human	<a href="#">3815;</a>	<a href="#">P10721;</a>
Mouse	<a href="#">16590;</a>	<a href="#">P05532;</a>

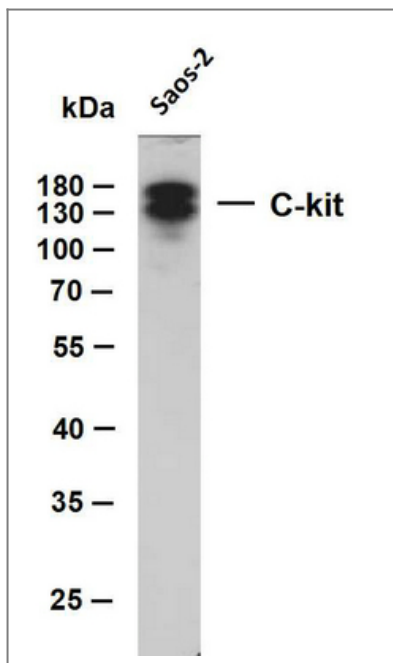
**Cellular Localization** Cytoplasmic, Membranous

**Tissue specificity** Appendix

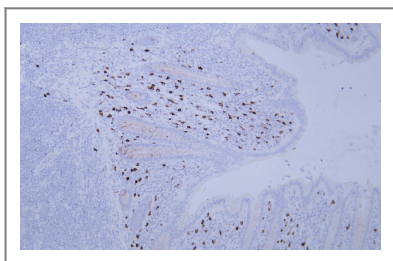
**Function** Catalytic activity:ATP + a [protein]-L-tyrosine = ADP + a [protein]-L-tyrosine phosphate.,Disease:Defects in KIT are a cause of gastrointestinal stromal tumor (GIST) [MIM:606764].,Disease:Defects in KIT are a cause of piebaldism [MIM:172800]. Piebaldism is an autosomal dominant genetic developmental abnormality of pigmentation characterized by congenital patches of white skin and hair that lack melanocytes.,Disease:Defects in KIT have been associated with testicular tumors [MIM:273300]. It includes germ cell tumor (GCT) or testicular germ cell tumor (TGCT).,Function:This is the receptor for stem cell factor (mast cell growth factor). It has a tyrosine-protein kinase activity. Binding of the ligands leads to the autophosphorylation of KIT and its association with substrates such as phosphatidylinositol 3-kinase (Pi3K).,online information:CD117 entry,similarity:Belongs to the protein kinase superfamily. Tyr protein kinase family.,similarity:Belongs to the protein kinase superfamily. Tyr protein kinase family. CSF-1/PDGF receptor subfamily.,similarity:Contains 1 protein kinase domain.,similarity:Contains 5 Ig-like C2-type (immunoglobulin-like) domains.,subunit:Interacts with APS. Interacts with MPDZ (via the tenth PDZ domain). Interacts with PTPRU.,

---

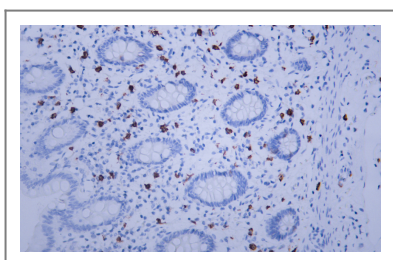
## | Validation Data



Whole cell lysates were separated by 10% SDS-PAGE, and the membrane was blotted with anti-C-kit(ABT233)antibody. The HRP-conjugated Goat anti-Mouse IgG(H + L) antibody was used to detect the antibody. Lane 1: Saos-2



Human appendix tissue was stained with anti-CD117(ABT233) antibody.



Human appendix tissue was stained with anti-CD117(ABT233) antibody.

## Contact information

Orders: [order.cn@immunoway.com](mailto:order.cn@immunoway.com)  
 Support: [support.cn@immunoway.com](mailto:support.cn@immunoway.com)  
 Telephone: 400-8787-807(China)  
 Website: <http://www.immunoway.com.cn>  
 Address: 2200 Ringwood Ave San Jose, CA 95131 USA



Please scan the QR code to access additional product information:  
**CD117 (C-kit)**  
**(ABT233) Mouse mAb**