

CA IX (PTR2373) Mouse mAb (Ready to Use)

CatalogNo: YM6225R **Recombinant R**

Key Features

Host Species

- Mouse

Reactivity

- Human,

Applications

- IHC

Isotype

- IgG

Recommended Dilution Ratios

Ready to use for IHC

Storage

Storage* 2°C to 8°C/1 year

Formulation The prediluted ready-to-use antibody is diluted in phosphate buffer saline containing stabilizing protein and 0.05% Proclin 300

Basic Information

Clonality Monoclonal

Clone Number PTR2373

Immunogen Information

Immunogen Recombinant protein

Specificity This antibody detects endogenous levels of CA IX protein.

Target Information

Gene name CA9
Protein Name Carbonic anhydrase 9

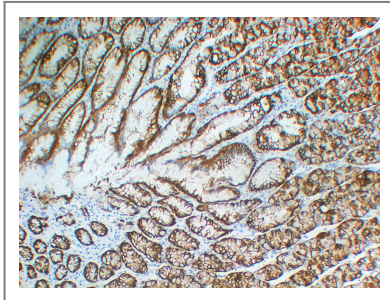
Organism	Gene ID	UniProt ID
Human	768;	Q16790;
Mouse	230099;	Q8VHB5;

Cellular Localization Membranous

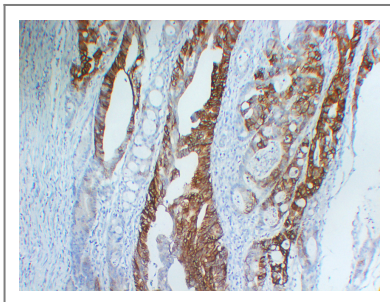
Tissue specificity Expressed primarily in carcinoma cells lines. Expression is restricted to very few normal tissues and the most abundant expression is found in the epithelial cells of gastric mucosa.

Function Catalytic activity: $H(2)CO(3) = CO(2) + H(2)O$.,cofactor:Zinc.,Function:Reversible hydration of carbon dioxide. Participates in pH regulation. May be involved in the control of cell proliferation and transformation. Appears to be a novel specific biomarker for a cervical neoplasia.,induction:By hypoxia.,PTM:Asn-346 bears high-mannose type glycan structures.,similarity:Belongs to the alpha-carbonic anhydrase family.,subcellular location:Found on the surface microvilli and in the nucleus, particularly in nucleolus.,subunit:Forms oligomers linked by disulfide bonds.,tissue specificity:Expressed primarily in carcinoma cells lines. Expression is restricted to very few normal tissues and the most abundant expression is found in the epithelial cells of gastric mucosa.,

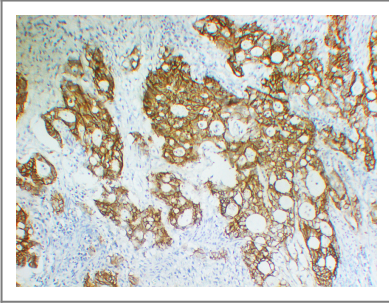
Validation Data



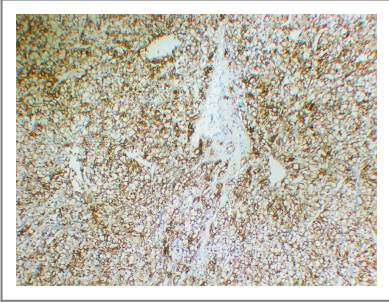
Human stomach tissue was stained with Anti-CA IX (PTR2373) Antibody



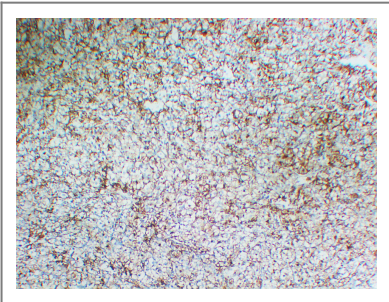
Human colon carcinoma tissue was stained with Anti-CA IX (PTR2373) Antibody



Human colon carcinoma tissue was stained with Anti-CA IX (PTR2373) Antibody



Human renal clear cell carcinoma tissue was stained with Anti-CA IX (PTR2373) Antibody



Human renal clear cell carcinoma tissue was stained with Anti-CA IX (PTR2373) Antibody

Contact information

Orders: order.cn@immunoway.com
Support: support.cn@immunoway.com
Telephone: 400-8787-807(China)
Website: <http://www.immunoway.com.cn>
Address: 2200 Ringwood Ave San Jose, CA 95131 USA



Please scan the QR code to access additional product information:
CA IX (PTR2373)
Mouse mAb (Ready to Use)

For Research Use Only. Not for Use in Diagnostic Procedures.

[Antibody](#) | [ELISA Kits](#) | [Protein](#) | [Reagents](#)