

NRAS (PT0241R) PT® Rabbit mAb

CatalogNo: YM8151 **Recombinant** 

Key Features

Host Species

- Rabbit

Reactivity

- Human, Mouse, Rat,

Applications

- WB, IHC, IF, IP, ELISA

MW

- 22kD (Calculated)
22kD (Observed)

Isotype

- IgG, Kappa

Recommended Dilution Ratios

IHC 1:200-1:1000**WB 1:1000-1:5000****IF 1:200-1:1000****ELISA 1:5000-1:20000****IP 1:50-1:200,**

Storage

Storage* -15°C to -25°C/1 year (Do not lower than -25°C)**Formulation** PBS, 50% glycerol, 0.05% Proclin 300, 0.05% BSA

Basic Information

Clonality Monoclonal**Clone Number** PT0241R

Immunogen Information

Specificity Endogenous

Target Information

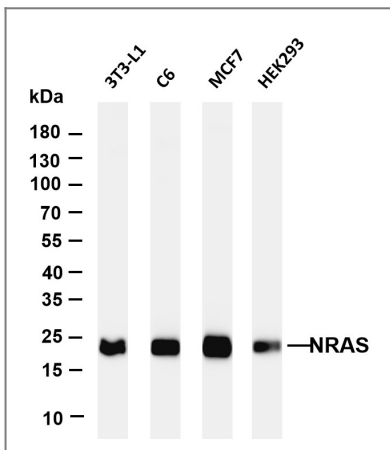
Gene name NRAS HRAS1

Protein Name GTPase NRas (Transforming protein N-Ras)

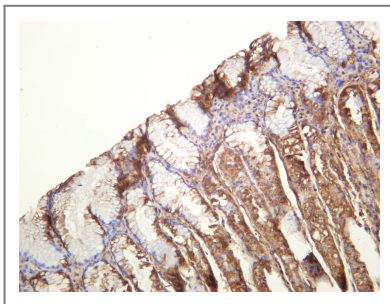
Organism	Gene ID	UniProt ID
Human	4893 ;	P01111 ;
Mouse		P08556 ;
Rat		Q04970 ;

Cellular Localization Membrane

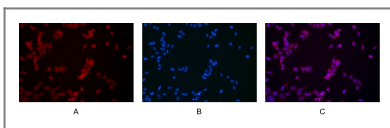
Validation Data



Various whole cell lysates were separated by 4-20% SDS-PAGE, and the membrane was blotted with anti-NRAS antibody. The HRP-conjugated Goat anti-Rabbit IgG(H + L) antibody was used to detect the antibody. Lane 1: 3T3-L1 Lane 2: C6 Lane 3: MCF7 Lane 4: HEK293 Predicted band size: 22kDa Observed band size: 22kDa



Human colon was stained with anti-Ras rabbit antibody



Immunofluorescence analysis of HEK293. Picture A: Ras antibody (red). Picture B: DAPI (blue). Picture C: Merge of A+B

Contact information

Orders: order.cn@immunoway.com
Support: support.cn@immunoway.com
Telephone: 400-8787-807(China)
Website: http://www.immunoway.com.cn
Address: 2200 Ringwood Ave San Jose, CA 95131 USA



Please scan the QR code
to access additional
product information:
NRAS (PT0241R)
PT® Rabbit mAb

For Research Use Only. Not for Use in Diagnostic Procedures.

[Antibody](#) | [ELISA Kits](#) | [Protein](#) | [Reagents](#)